
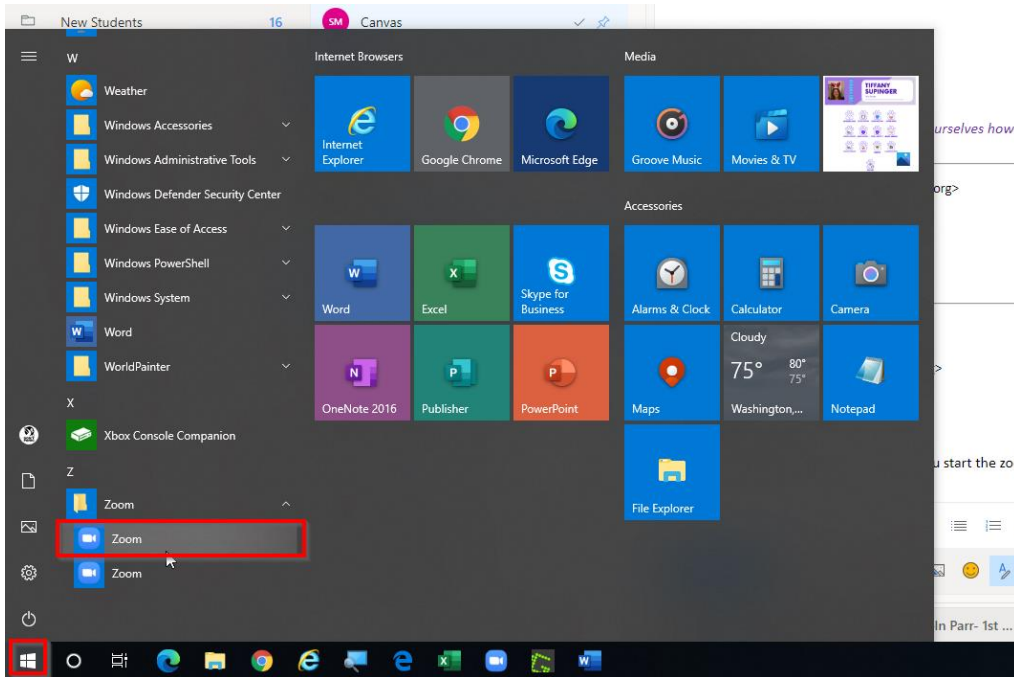
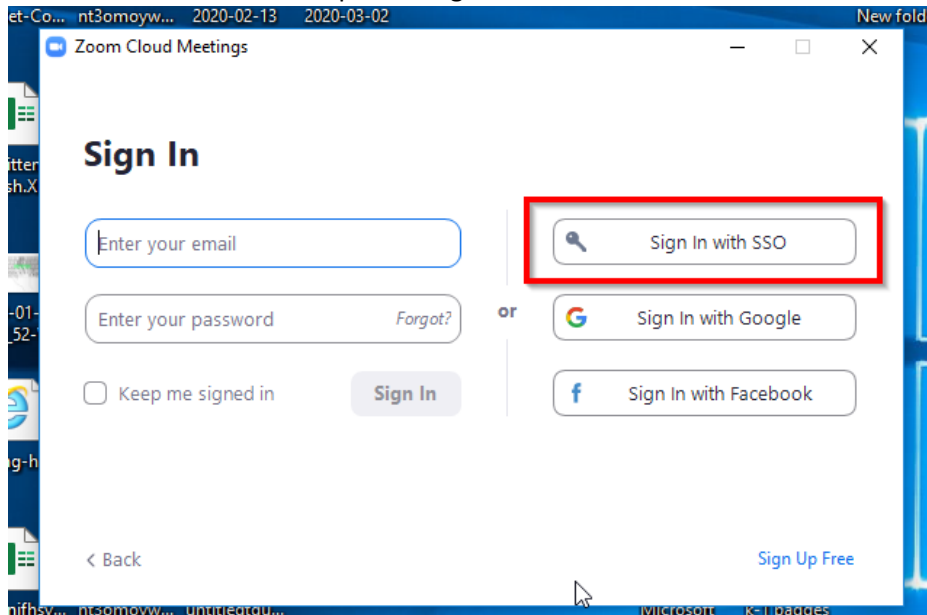


The quick zoom fix for laptops.

1. go to <https://pwcs-zm-edu.zoom.us> and make sure you are logged in as you. If you are not use your e-mail and password
2. double click on the zoom shortcut on your desktop or click the start menu – scroll down to the z's and start Zoom



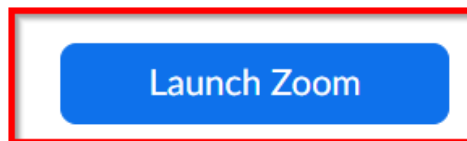
3. This window should come up. Click Sign in with SSO



4. Type pwcs-zm-edu in the text box and click next.
5. The web interface for zoom should come up. If it asks you to log in again put in your e-mail and password again and log in. On the next page lick launch zoom. You should see your child's initials in the upper right corner of the zoom program when it opens

Sign in with SSO

Click **Open Zoom Meetings** on the dialog shown by your browser. If you don't see a dialog, click **Launch Zoom** below.



6. Try to enter your child's meeting.